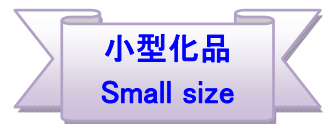


樹脂外装メタライズドフィルムコンデンサ

Resin Coated Metallized Film Capacitors



FPB SERIES

一般電子機器用 小型化品

250VDC, 450VDC, 630VDC, 1250VDC
メタライズドポリプロピレン フィルムコンデンサ
難燃性エポキシ樹脂外装 (UL 94V-0)

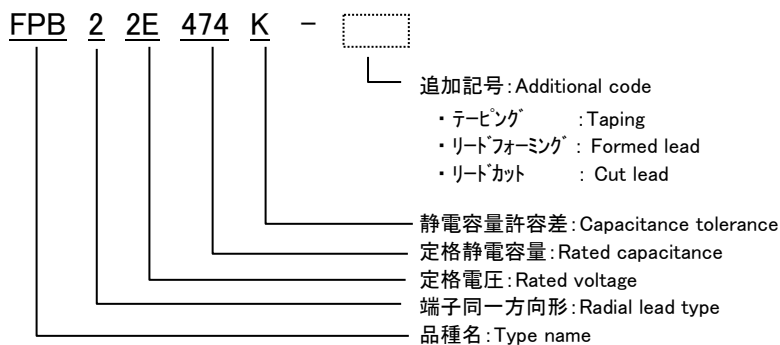
For Electronic Equipment, For general use, Miniature

250VDC, 450VDC, 630VDC, 1250VDC
Metallized Polypropylene Film Capacitor
Flame retardant epoxy resin (UL94V-0) coating type

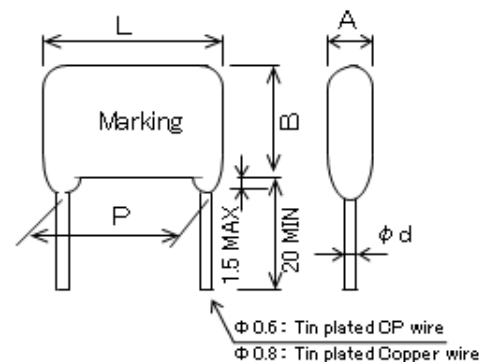
性能 Performance

項目 Item	性能 Performance
使用温度範囲 Temperature range	-40~+105°C (+85°Cを超える時は電圧軽減必要) Derate the operating voltage if operating temperature is higher than +85°C.
定格電圧範囲 Rated Voltage (U _R)	250VDC, 450VDC, 630VDC, 1250VDC (1250VDC は 125VAC としても可) (1250VDC can be used as 125VAC.)
静電容量範囲 Capacitance range	0.001 ~ 10 μF
静電容量許容差 Capacitance tolerance	±10% (K)
耐電圧 Withstanding voltage	端子相互間: 250VDC, 450VDC, 630VDC : U _R × 1.6 (V _{DC}) for 1 min 1250VDC : U _R × 1.75 (V _{DC}) for 2~5sec or 1000VAC 1 min Between terminals: 端子外装間: 250VDC, 450VDC, 630VDC : U _R × 2 (V _{DC}) for 1~5sec 1250VDC : 1500VAC for 1 min Between terminals and enclosure:
絶縁抵抗 Insulation resistance (IR)	C ≤ 0.33 μF : ≥ 25000 MΩ C > 0.33 μF : ≥ 7500 Ω·F 250, 450 V _{DC} : 100 V _{DC} for 1 min 630, 1250 V _{DC} : 500 V _{DC} for 1 min
誘電正接 tan δ	≤ 0.001 (1kHz)

形名の構成例 Type designation



外形図 Component outline



表示例 Marking example

250VDC, 450VDC, 630VDC	1250VDC
P=10.0, 15.0	P=22.5
FPB 2E474	FPB 2E685
N □	N 2B~□

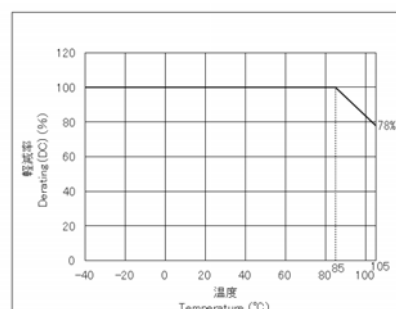
□ : 管理記号
Control code

最大使用電圧と使用温度の関係

The relationship between max operating voltage and

temperature.

$$\text{軽減率 Derating (\%)} = \frac{\text{使用電圧 Operating voltage}}{\text{定格電圧 Rated voltage}} \times 100$$



※定格電圧 125VAC (1250VDC の交流使用) の最高使用温度は 85°C

The Max. operating temperature 85°C as rated voltage 125VAC (AC rated voltage of 1250VDC)

Nitsuko Electronics Corporation

樹脂外装メタライズドフィルムコンデンサ

Resin Coated Metallized Film Capacitors

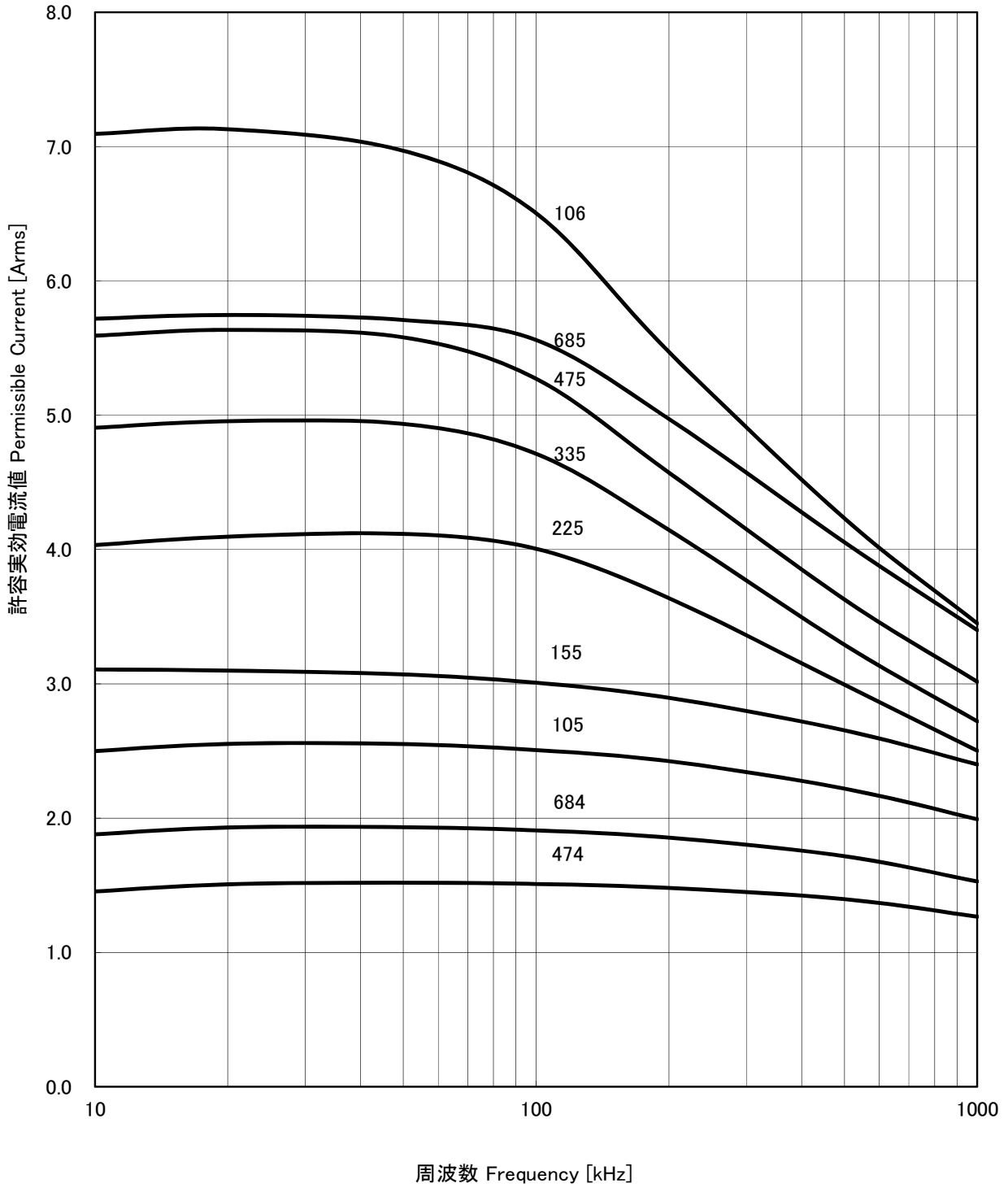
★ 定格寸法表 (FPB) Standard dimensions (mm)

Part cord	Rated voltage (V _{DC})	Capacitance (μF)	Tolerance (%)	A max	B max	L max	P ± 0.75	φd	Permissible current I _{op} (A)	Taping PCS/Package
FPB22E474K	250	0.47	±10	4.4	13.5	12.5	10.0	0.6	11.4	700
FPB22E684K		0.68		5.2	14.5	12.5	10.0	0.6	16.5	600
FPB22E105K		1.0		6.6	15.8	12.5	10.0	0.6	24.3	500
FPB22E155K		1.5		8.3	17.5	12.5	10.0	0.6	36.4	No Taping
FPB22E225K		2.2		7.1	17.7	17.8	15.0	0.8	30.0	
FPB22E335K		3.3		8.6	20.0	17.8	15.0	0.8	45.0	
FPB22E475K		4.7		11.6	21.0	17.8	15.0	0.8	64.1	
FPB22E685K		6.8		10.4	21.5	25.5	22.5	0.8	57.5	
FPB22E106K		10		13.4	24.8	25.5	22.5	0.8	84.5	
FPB22W224K	450	0.22	±10	4.7	10.0	12.5	10.0	0.6	6.4	600
FPB22W334K		0.33		4.7	13.0	12.5	10.0	0.6	9.6	600
FPB22W474K		0.47		5.5	14.0	12.5	10.0	0.6	13.7	500
FPB22W684K		0.68		6.5	15.8	12.5	10.0	0.6	19.8	500
FPB22W105K		1.0		8.0	17.4	12.5	10.0	0.6	29.2	No Taping
FPB22W155K		1.5		9.0	15.4	17.8	15.0	0.8	24.6	300
FPB22W225K		2.2		10.8	17.2	17.8	15.0	0.8	36.0	No Taping
FPB22W335K		3.3		13.5	20.0	17.8	15.0	0.8	54.0	
FPB22W475K		4.7		15.5	24.5	17.8	15.0	0.8	76.9	
FPB22J683K	630	0.068	±10	4.8	9.9	12.5	10.0	0.6	3.9	600
FPB22J104K		0.1		5.0	12.5	12.5	10.0	0.6	5.8	600
FPB22J154K		0.15		6.6	12.8	12.5	10.0	0.6	8.6	500
FPB22J224K		0.22		6.9	16.4	12.5	10.0	0.6	12.7	400
FPB22J334K		0.33		6.2	15.2	17.8	15.0	0.8	9.9	500
FPB22J474K		0.47		7.6	16.7	17.8	15.0	0.8	14.1	No Taping
FPB22J684K		0.68		9.3	18.7	17.8	15.0	0.8	20.3	
FPB22J105K		1.0		8.7	18.0	25.5	22.5	0.8	17.9	
FPB22J155K		1.5		10.8	20.0	25.5	22.5	0.8	26.8	
FPB22J225K		2.2		13.0	23.0	25.5	22.5	0.8	39.3	
FPB23B102K	1250 (125 VAC ※)	0.001	±10	5.7	10.9	15.0	12.5	0.6	0.7	600
FPB23B152K		0.0015		5.8	11.0	15.0	12.5	0.6	1.1	600
FPB23B222K		0.0022		5.1	11.1	15.0	12.5	0.6	1.1	700
FPB23B332K		0.0033		5.3	11.3	15.0	12.5	0.6	1.6	600
FPB23B472K		0.0047		6.0	12.1	15.0	12.5	0.6	2.3	600
FPB23B682K		0.0068		7.0	13.0	15.0	12.5	0.6	3.3	500
FPB23B103K		0.01		6.0	11.3	15.0	12.5	0.6	3.6	500
FPB23B153K		0.015		7.2	12.5	15.0	12.5	0.6	5.5	400
FPB23B223K		0.022		7.5	16.0	15.0	12.5	0.6	8.0	400
FPB23B333K		0.033		6.5	14.0	20.5	17.5	0.8	4.5	No Taping
FPB23B473K		0.047		7.5	15.5	20.5	17.5	0.8	6.4	
FPB23B683K		0.068		8.5	17.5	20.5	17.5	0.8	9.3	
FPB23B104K		0.1		10.0	20.0	20.5	17.5	0.8	13.7	
FPB23B154K		0.15		10.0	20.0	25.5	22.5	0.8	12.6	
FPB23B224K		0.22		12.0	23.0	25.5	22.5	0.8	18.5	

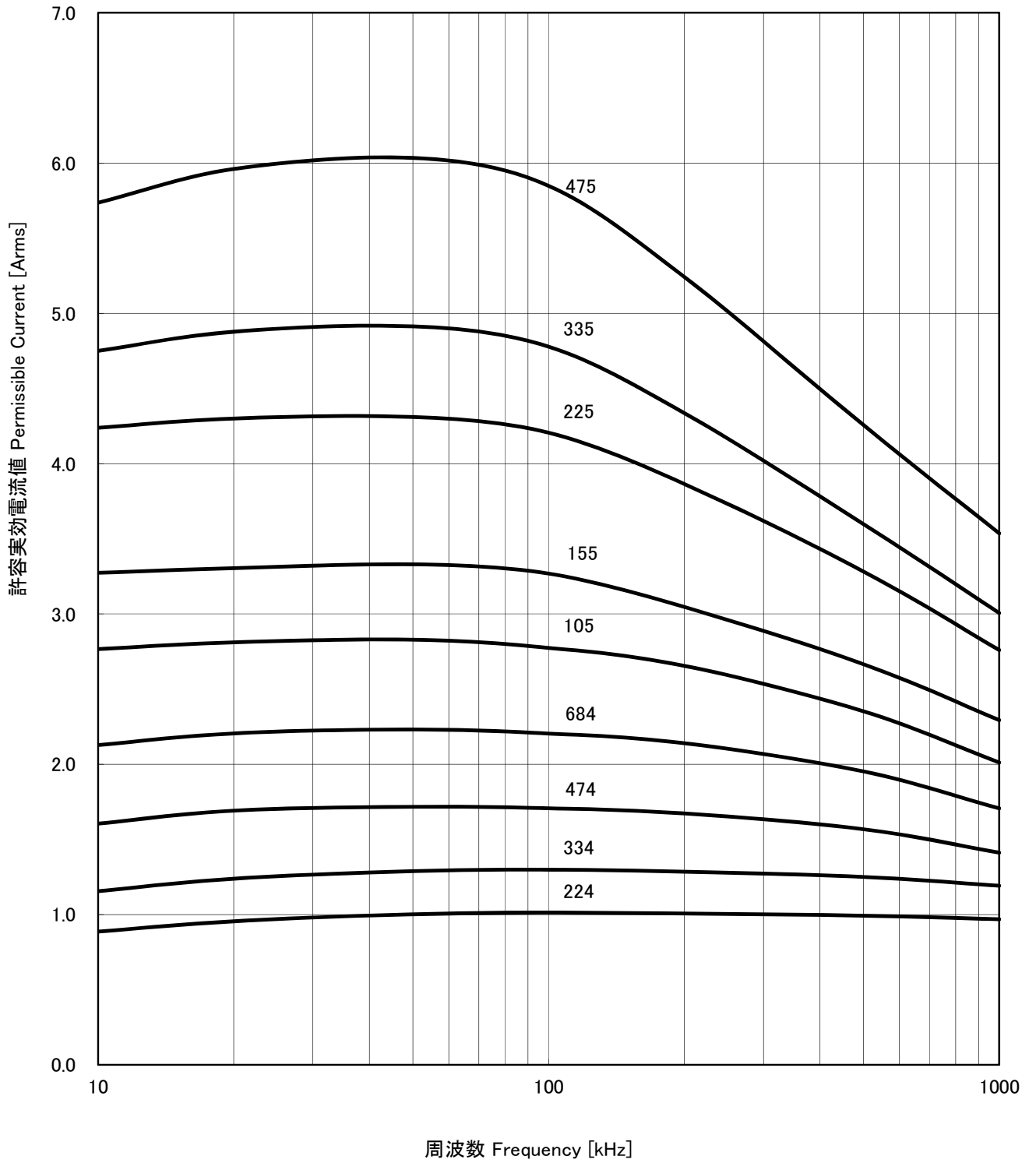
※ 定格電圧 1250VDC は定格電圧 125VAC として、電源 1 次側にてアross・サ・ライコンデンサとして使用可能です。
(+85°C_{MAX})

It can be used with the rated 125VAC in primary side (50/60 Hz, Across-the-line) (+85°C_{MAX})

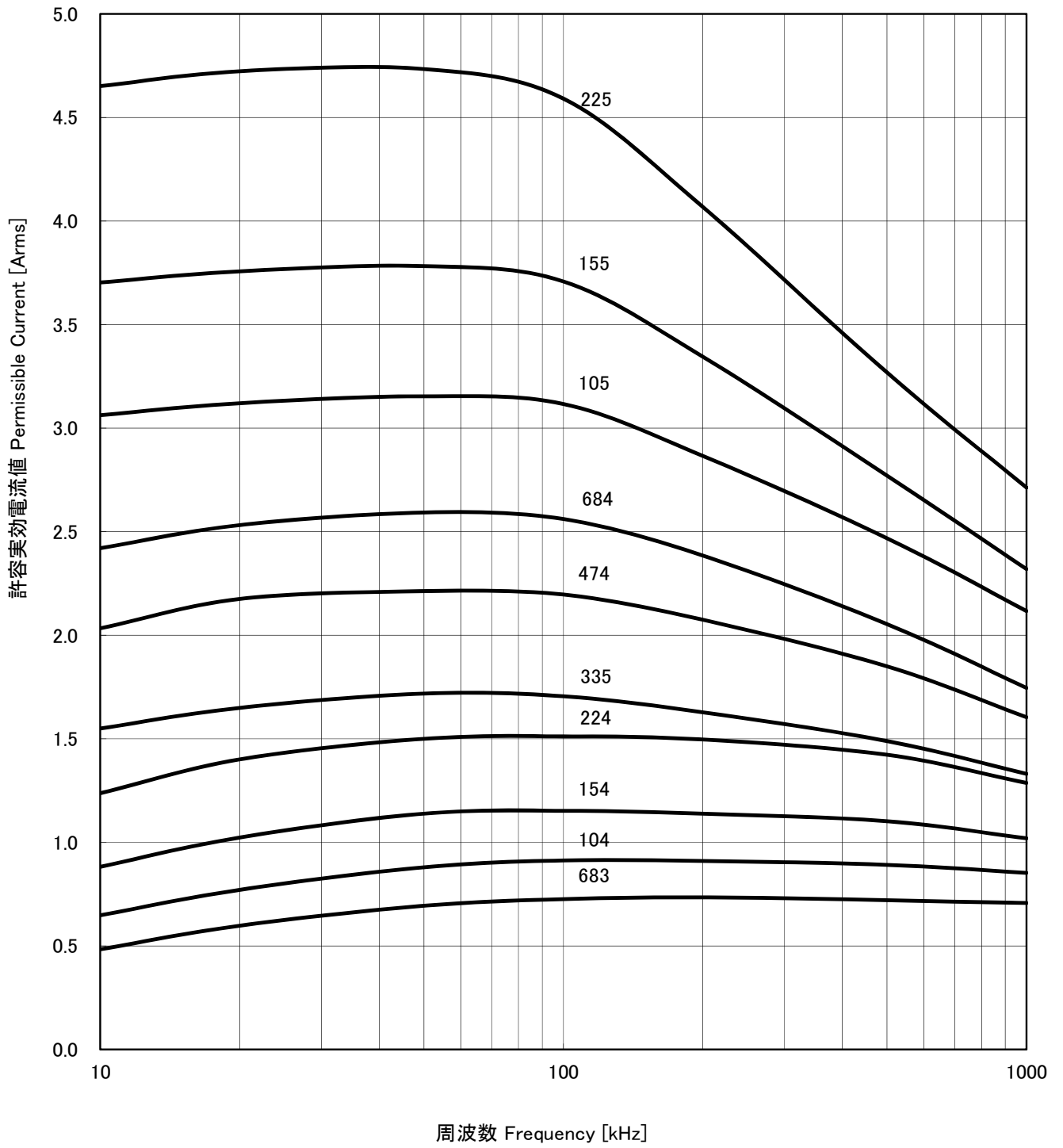
周波数別許容実効電流値
FPB 250VDC
Permissible Current vs Frequency



周波数別許容実効電流値
FPB 450VDC
Permissible Current vs Frequency



周波数別許容実効電流値
FPB 630VDC
Permissible Current vs Frequency



周波数別許容実効電流値
 FPB 1250VDC
 Permissible Current vs Frequency

