

Capacitors for Power Electronics

FPCL SERIES

Long life, High voltage, High current

- Metallized polypropylene film capacitor
- For DC-Link, DC filter, Smoothing, etc.

Please consider the film capacitor to alternative electrolytic capacitor

★ **Performance**

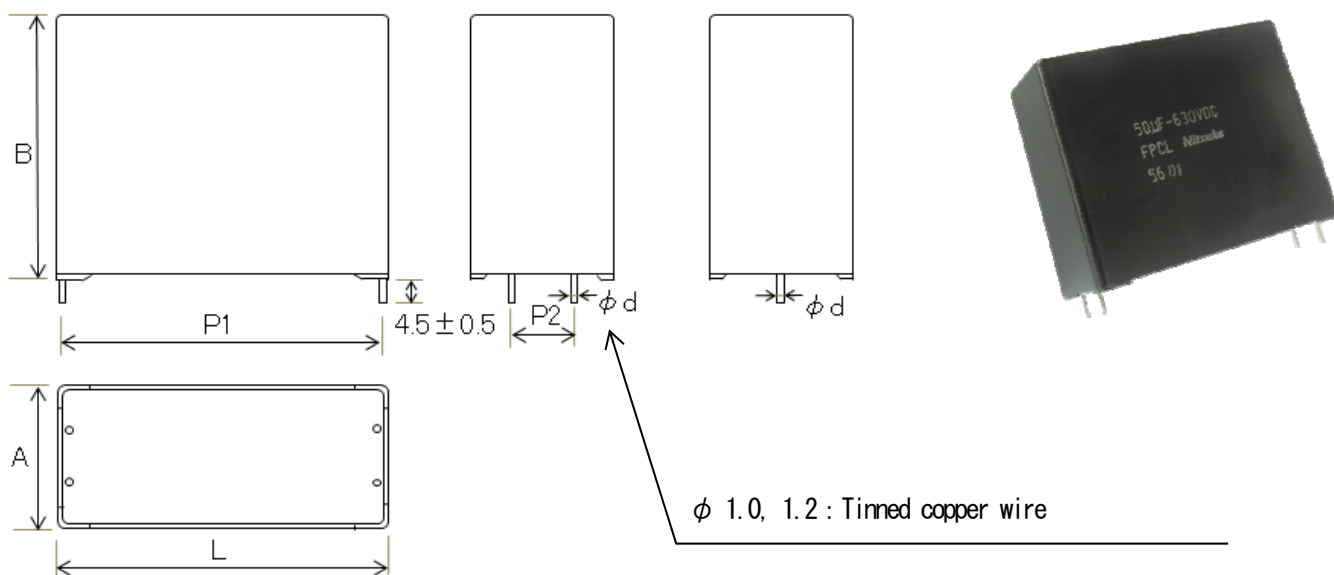
Item	Performance
Temperature range	-40 ~ +70°C (+85°C) +70°C ~ +85°C Voltage derating
Rated Voltage (U _R)	630, 800V _{DC}
Capacitance range	10 ~ 65 μF
Capacitance tolerance	±5% (J)
Insulation resistance (IR)	≥ 10000 Ω·F (500 VDC for 1min)

★ **Standard dimensions table (FPCL 630V)**

(mm)

Parts cord	Rated voltage (V _{DC})	Capacitance (μF)	Cap. tolerance (%)	A ±1.0	B ±1.0	L ±1.0	P1 ±0.5	P2 ±0.5	φd	Permissible Current (Peak) I _{op} (A)
FPCL630V106J-C	630	10	±5	18.0	28.0	31.5	27.5	-	1.0	400
FPCL630V206J-C		20		18.5	35.5	41.5	37.5	10.2	1.2	400
FPCL630V306J-C		30		24.0	44.0	41.5	37.5	10.2	1.2	600
FPCL630V356J-C		35		24.0	44.0	41.5	37.5	10.2	1.2	700
FPCL630V406J-C		40		30.0	45.0	41.5	37.5	10.2	1.2	800
FPCL630V456J-C		45		30.0	45.0	41.5	37.5	10.2	1.2	900
FPCL630V506J-C		50		25.0	45.0	57.5	52.5	10.2	1.2	500
FPCL630V556J-C		55		25.0	45.0	57.5	52.5	10.2	1.2	550
FPCL630V606J-C		60		30.0	45.0	57.5	52.5	10.2	1.2	600
FPCL630V656J-C		65		30.0	45.0	57.5	52.5	20.3	1.2	650

■ **Component outline**



FPCL SERIES **[Low height type]**

•If there is a height restriction, it is the best

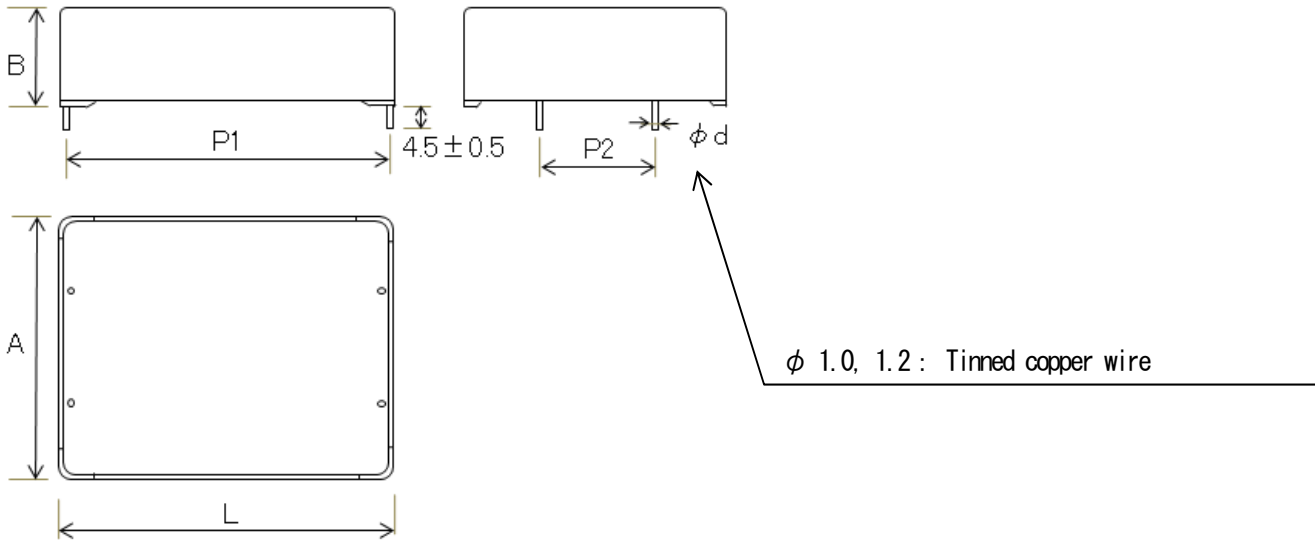


★ Standard dimensions (FPCL 800V)

(mm)

Parts cord	Rated voltage (V _{DC})	Capacitance (µF)	Cap. tolerance (%)	A ±1.0	B ±1.0	L ±1.0	P1 ±0.5	P2 ±0.5	φd	Permissible Current (Peak) I _{op} (A)
FPCL800V106JB-C	800	10	±5	33.0	16.5	41.5	37.5	10.2	1.0	250
FPCL800V156JB-C		15		33.0	16.5	57.5	52.5	20.3	1.2	180
FPCL800V206JB-C		20		45.0	16.5	57.5	52.5	20.3	1.2	240

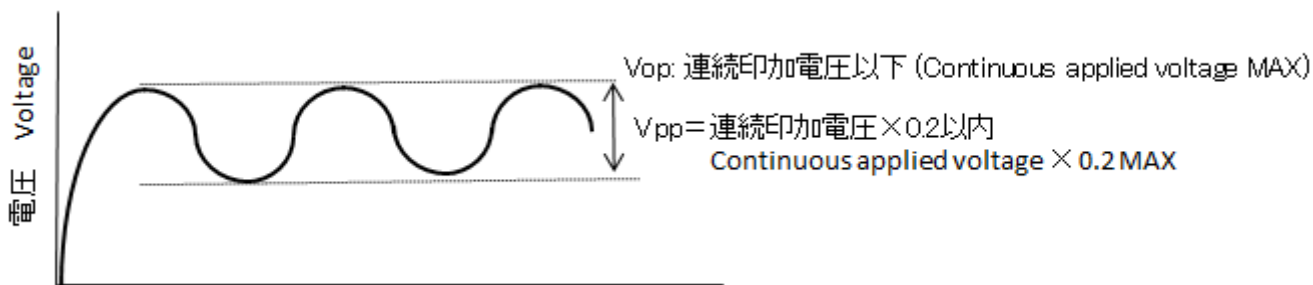
■ Component outline



Capacitors for Power Electronics

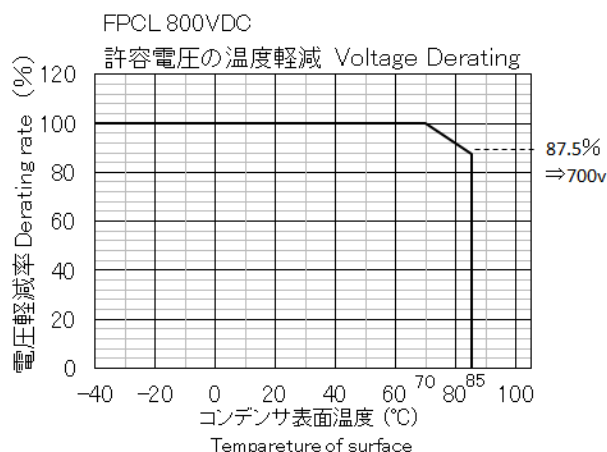
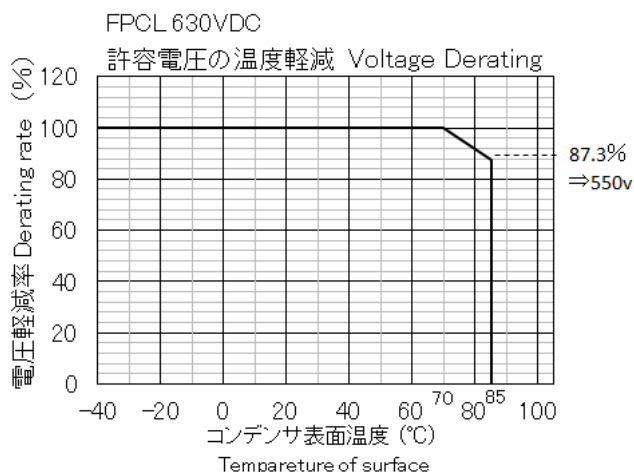
■ Performance

- **FPCL series is for DC voltage only, can not be used with AC**
Please use in following (Applied voltage fluctuation from peak to peak)

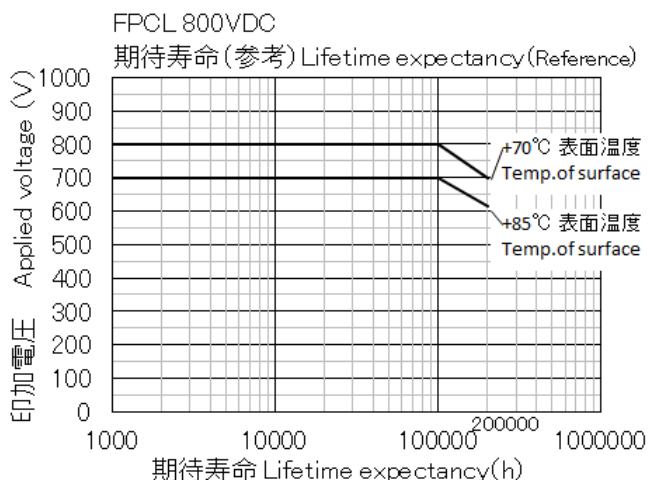
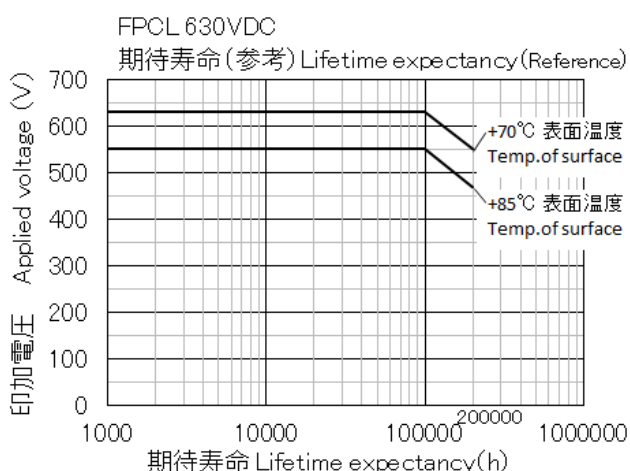


- **Continuous applied voltage**

$$\text{Derating rate (\%)} = \frac{\text{Continuous applied voltage}}{\text{Rated Voltage}} \times 100$$



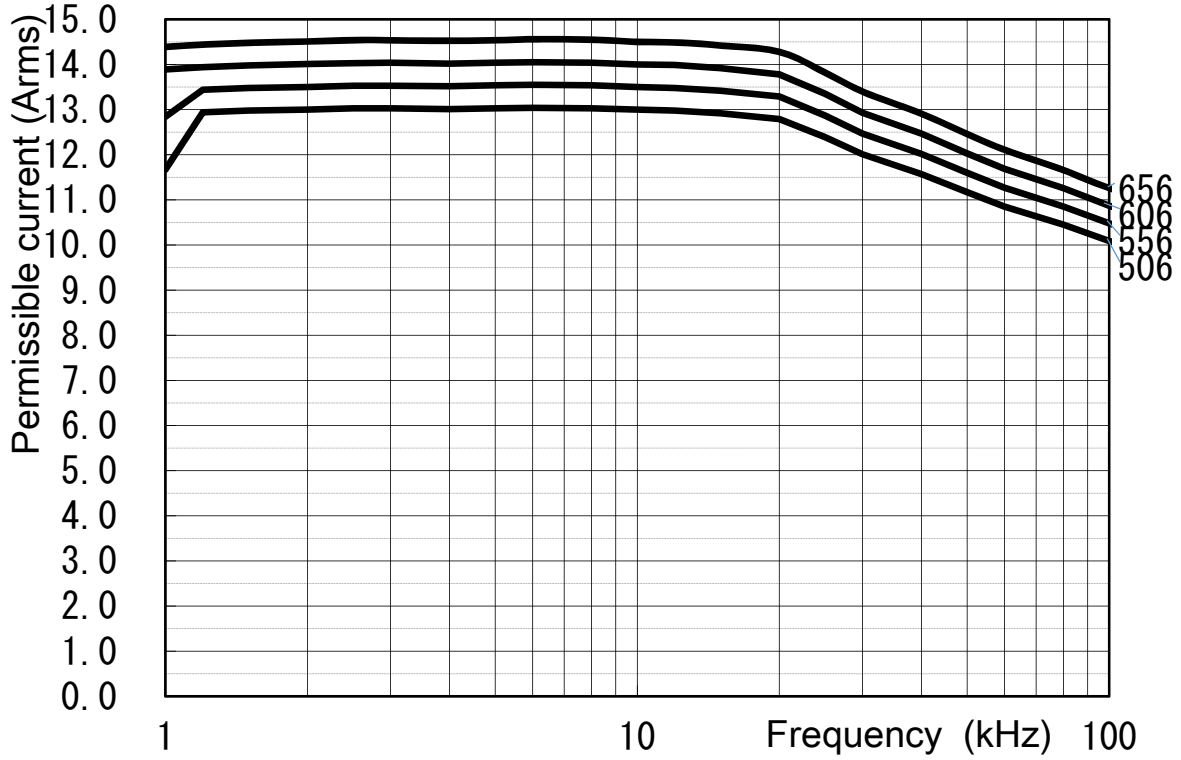
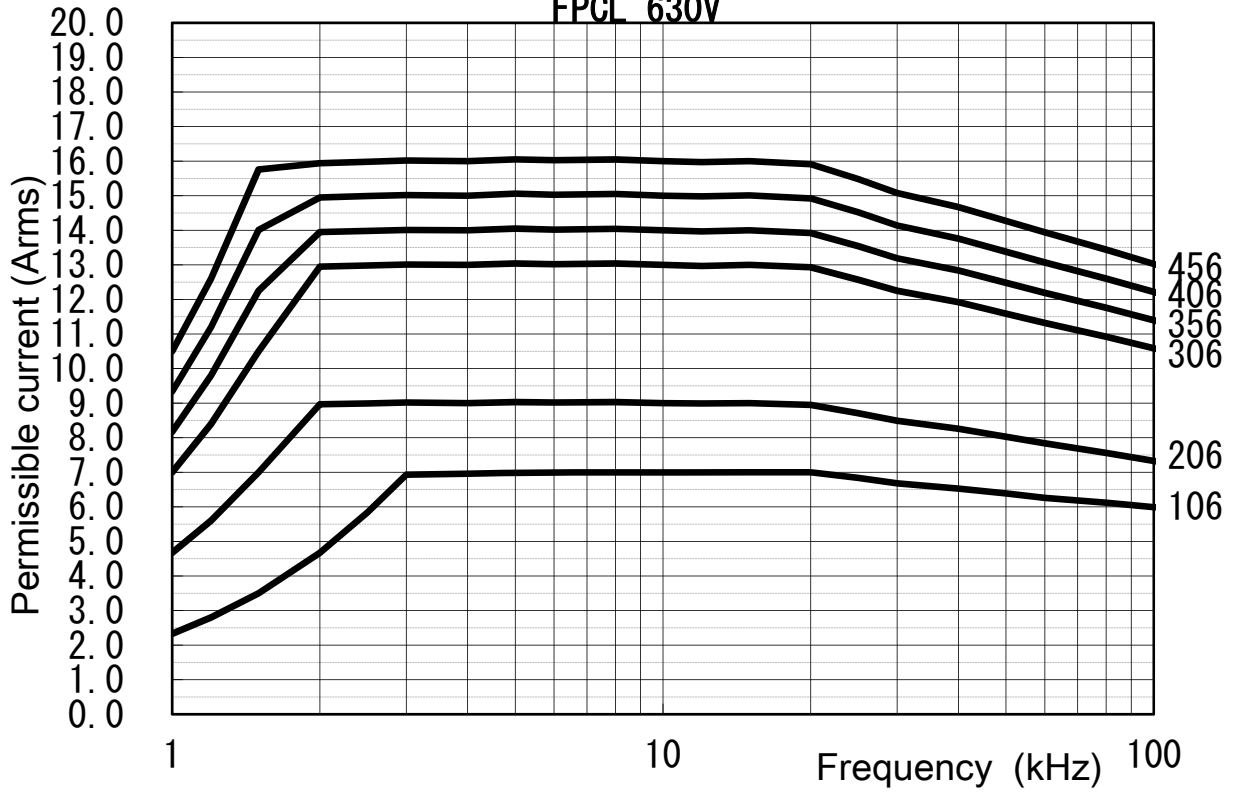
- **Lifetime expectancy (Reference data)**



If you consider, please request materials such as specifications.
Other items (capacitance, rated voltage (950 V, 1100 V, 1300 VDC etc.)), please contact us.

Permissible current(Effective value) VS Frequency

FPCL 630V



Permissible current(Effective value) VS Frequency

FPCL 800V

